



Certificate ID: **38179**

Received: **9/4/18**


Scan QR Code for authenticity

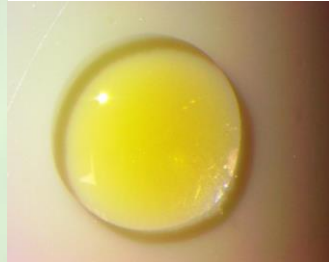
Client Sample ID: **Calm Premium Full Spectrum Hemp Oil**



Lot Number: **F18**

Matrix: **Tincture - Hemp Oil**

Authorization: Rebecca Stevens, Chemist II	Signature: 	Date: 9/11/2018
-----------------------------------------------	--------------------------------------------------------------------------------------------------	--------------------



The data contained within this report was collected in accordance with the requirements of ISO/IEC17025:2005. I attest that the information contained within the report has been reviewed for accuracy and checked against the quality control requirements for each method. These results relate only to the test article listed in this report. Reports may not be reproduced except in their entirety.

**CN: Cannabinoid Profile & Potency [WI-10-04]**

Analyst: *MG*

Test Date: *9/10/2018*

The client sample was analyzed for plant-based cannabinoids by Convergence Chromatography (CC). The collected data was compared to data collected for certified reference standards at known concentrations.

**38179-CN**

ID	Weight %	Conc.			
D9-THC	ND	ND			
THCV	ND	ND			
CBD	2.66 wt %	28.91 mg/ml			
CBDV	0.05 wt %	0.58 mg/ml			
CBG	ND	ND			
CBC	ND	ND			
CBN	ND	ND			
THCA	ND	ND			
CBDA	0.01 wt %	0.09 mg/ml			
CBGA	ND	ND			
Total	2.72 wt%	29.57 mg/ml	0%	Cannabinoids (wt%)	2.7%
Max THC	-	-			
Max CBD	2.67 wt%	28.98 mg/ml			

Max THC (and Max CBD) are calculated values for total cannabinoids after heating, assuming complete decarboxylation of the acid to the neutral form. It is calculated based on the weight loss of the acid group during decarboxylation: Max THC = (0.877 x THCA) + THC. ND = None detected above the limits of detection (LLD)

This test method was performed in accordance with the requirements of ISO/IEC 17025. These results relate only to the test article listed in this report. Reports may not be reproduced except in their entirety.

38179-HM

Symbol	Metal	Conc. <sup>1</sup>	Units	MDL	Use Limits <sup>2</sup>		Units	Status
					All	Ingestion		
As	Arsenic	7	µg/kg	4	200	1500	µg/kg	PASS
Cd	Cadmium	ND	µg/kg	1	200	500	µg/kg	PASS
Hg	Mercury	ND	µg/kg	2	100	1500	µg/kg	PASS
Pb	Lead	ND	µg/kg	2	500	1000	µg/kg	PASS

1) ND = None detected to Lowest Limits of Detection (LLD)

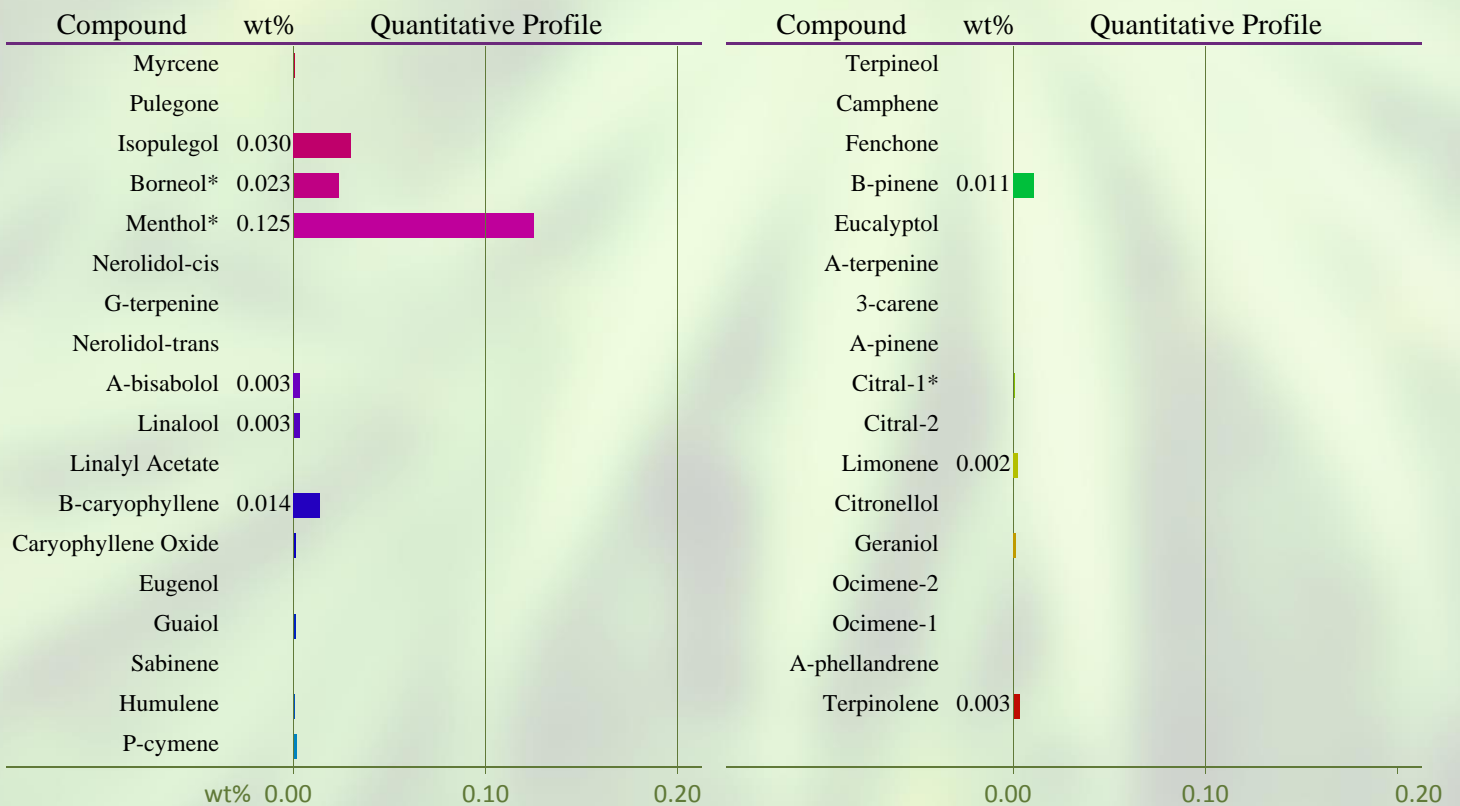
2) MA Dept. of Public Health: Protocol for MMJ and MIPS, Exhibit 4(a) for all products.

3)USP exposure limits based on daily oral dosing of 1g of concentrate for a 110 lb person.

TP: Terpenes Profile [WI-10-08]

The client sample was analyzed by Head-Space Gas Chromatography (HS-GC). The collected data was compared to data collected for certified reference standards at known concentrations.

38179-TP



Total Terpene: 0.2 wt%

\* Indicates qualitative calculation based on recorded peak areas.

END OF REPORT